

Northwest Woodworkers Association

THE SAWDUST NEWS



January 2016

<http://www.nwwoodworkers.org>

An association for woodworkers of all skill levels to share their common interest

The Next Meeting

Date: Thursday, February 26, 2016 at 6:30 PM

Location: Woodcraft Supply

5963 Corson S.

Seattle, WA 98108

Program Highlight: Two Approaches to Dust Collection

This meeting should be an interesting one. Bill Bond will be sharing the features and installation of his newly purchased commercial cyclone system. Paul Stoops will discuss the design and performance of his DIY dust collection system.

January 2016 Meeting Highlights

Newsletter Photos by Scott Wilson


Meeting Notes by Jan Erickson



The **January 2016** meeting of the **Northwest Woodworkers Association** was held on **Thursday, January 28, 2015** at **Rockler Northgate** with **17** members and one guest present. Great to see that so many of our members were able to attend and share in the fun.

We want to welcome our newest member, **Tim Newsome** to our meeting. We hope you will benefit from being surrounded by such a talented group of woodworkers who love our craft and are willing to freely share their experience and enthusiasm. Thanks for joining us, **Tim!**






We were also pleased to have our youngest guest woodworker, **Matthew Martinez**, son of **Steering Committee Member Mark Martinez** join us for the meeting. Glad to see some young folks getting interested in woodworking. Hope you will come back again, **Matthew**.

We also want to express our appreciation to the **Casey Sheehan** and the **Rockler Northgate** staff for providing a wonderful venue and refreshments for this meeting. Thanks for extending your closing hours to accommodate this extended meeting. We really appreciate your long standing support of the **Association**.

At the start of the meeting **Casey** addressed the group and mentioned that **Rockler Northgate** currently has employment openings for instructors and demonstrators. He asked any interested members to contact the store to discuss this opportunity.

Questions & Answers

Mark Martinez described a problem he was having with his table saw tripping the circuit breaker. Several possible causes were suggested by the members. However, when **Mark** noted that his most common occurrence of the problem reared its ugly head when he was trying to rip thick hard maple and that severe burning of the cut area was also commonly experienced when performing this task, the group experience kicked in! The members noted that ripping thick hard maple stock is a daunting task under the best of conditions. However, from the reported symptoms, the group suggested that most likely causes of his circuit breaker tripping problems were overloading the motor due to either a dull blade, and/or the saw fence not being parallel with the blade. Check these things out, **Mark**, and give us a report at the next meeting.



Tom Howorth noted that his major issue was finding enough time to work in the shop! While that is an amusing problem, none of the members had a good suggestion for solving it:-) [Ed. Note: Retire!]

Current Projects & Show 'n' Tell


Dan Cordwell showed us an interesting portable storage box he designed for a friend who is a stamp collector, to hold his boxes of stamp collections for transporting. To keep it light weight, **Dan** used Birch Plywood with Z – shaped corner joints strengthened with bamboo skewers for dowels. **Dan** also designed the storage box to have a removable, sliding, clear plastic front panel so the contents could be viewed. Great idea to include integral hand holds, too! Nice job, **Dan**! Lots of good engineering there!





Our meeting guest, **Matthew Martinez**, brought along a very interesting project he had made: **A Cube-Within-A Cube!** We couldn't figure out how he made it! Ah, **Mark**, you are teaching him how to do the "secret" stuff already.....! Great job, **Matthew!**

Chris Green showed us a beautiful table top he had made from some of the veneer from our previous Veneer Giveaway. He described his pattern layout and fabrication techniques in detail, noting that the stack cutting technique used was the same as he had demonstrated for us in a prior meeting. He noted that he had used a reverse tooth cutting blade in his scroll saw to produce clean edges on both surfaces of the cuts.



See the **June 2015 Newsletter**, which can be found archived on our **Association** website, <http://www.nwoodworkers.org/newsletters.htm>, for a detailed explanation of **Chris's** stack cutting and layout technique.

Unfortunately, the picture doesn't do justice to this beautiful piece! Thanks for sharing such a complex, well executed project with us **Chris**.



Charlie Culler brought along a set of coasters and holder he said he had made to use up some of his hardwood scraps. Great use of leftovers, **Charlie!**

He also displayed a fishing net frame he is making for a friend. This nicely crafted project was made by laminating thin strips of contrasting hardwoods and forming them into the curved frame. **Charlie** posed a couple of questions to the group for some suggested solutions: What method could he use to route a groove around the inside and outside surfaces of the net frame to expose the walnut inner lamination and provide a place for securing the knots to hold the net in place. There were some suggestions made, but it wasn't conclusive that we had solved the problem. His second question was related to finding a source for engraving a custom signature on the yoke of the net frame. The group suggested that he talk to the **Rockler** staff and see if they had the capabilities to perform the operation with some of their new CNC equipment. Another possibility would be to contact a commercial sign shop, as many of them now have CNC engraving and laser marking capabilities.



Tom Howorth shared a tip with the group that he said really worked well and solved a problem he has always had when using CA glue. He noted that it is very difficult to keep the tip of the bottle from clogging, but spraying the tip with **WD 40** keeps the tip free. Thanks, **Tom**, we'll have to get out our spray cans and try it out!



Tom then shared with the group a great tool find he had discovered. He said he had purchased a hand plane from **Harbor Freight** for the princely sum of about \$8, only to discover that it didn't work very well. So, being the inventive fellow that he is, **Tom** decided he would alter the plane iron to make the tool into a scrub plane. He noted that after his modifications, the tool, which had failed as a finish milling tool, worked great as a scrub plane for rough

shaping! Great job of thinking on your feet, **Tom!** Where there's a will, there's a way, huh!!

Tom then introduced **Anne Briggs Bohnett**, who is a **Lie Neilson** tool representative. **Anne** invited the members to a **Lie Neilson** tool show to be held at the **Pratt Institute** on **February 26 & 27**. More information about the show can be found on the **Lie Neilson** website, the **Pratt Institute** website or all about **Anne** on her own website, <http://anneofalltrades.squarespace.com/>.



Program Highlight *A Photo Tour of Member's Shops*

We were delighted to have **12** of our members bring slide presentations of their shops to add to the fun of the night's program. Thanks to each of you for your active participation. We thoroughly enjoyed your photos and descriptions of your shops and your wonderful selections of tools and unique storage solutions. Thanks for sharing with us! Lots of great ideas!!



A special thanks to **Mark Martinez**, our newest **Steering Committee** member, who suggested the theme of the meeting and so ably facilitated it for us. We really appreciate your proactive interest in the **Association**, **Mark**, and your cheerful willingness to participate.

Bill Bond showed us pictures of his many shop made benches and cabinets, as well as his newly installed dust collection system, which he said he is going to discuss in more detail in the **February** meeting. We will look forward to hearing more about that great looking system, **Bill!**

Jan Erickson displayed a very compact, dense shop layout for her tools.

David Beyl showed us pictures of the shop at his home in which he had an active commercial business for a number of years. In addition, he displayed a magazine article depicting the many custom features of his shop. Great job, **David!** Congratulations on the national exposure!

Herb Stoops showed his double garage size shop with his great selection of tools, noting that his cyclone dust collector and air compressor are located in a separate room off the shop with some unique sound deadening features to minimize the noise from these tools.

Mark Martinez displayed some really creative ideas for using a small space as a functioning shop.

Dan Cordwell showed us some creative multiple use cabinet designs that enable him to use his 16 ft. x 20 ft. for fabricating large projects.

John McGovern showed us some of the several Shop Smith multi-use tools he has collected over the years. He noted that he has five of the tools, but some of them are still in boxes!

Allen McCall displayed his “rolling equipment” shop with everything on wheels so he can move things around as necessary to accommodate different size projects. He also noted that unlike most shops, his shop has a nice brick fireplace! (He also confessed that his shop was a converted family room!)

Tom Howorth noted that he uses the middle stall of a three car garage for his shop. He even confessed to occasionally creeping into the other stalls on occasion.....!

Tom Nailor, who lives in a 600 sq. ft. houseboat, showed us a rented shop space he shares with two other woodworkers, noting that it is so packed with tools and stuff to be almost unusable. He noted that he is downsizing and selling all his tools, so he will be giving up the space.

Paul Stoops showed a floor plan of his 9 1/2 ft. x 19 ft. “woodworking corridor”, with pictures of his individual power tools, noting that his shop made **Tom Howorth’s** look like a skating rink! The 30” between the rows of power tools lining both walls of the shop make it somewhat challenging, but he said he is thankful just to be able to have a shop.

One of our members showed us his shop in which he had made extensive use of a French Cleat wall mounting system for his tools. A great idea and well executed! Unfortunately, the name of this member slipped by our Secretary and some of the rest of us. Please accept our humble apologies for not having recorded your name so we could give you due credit for a job well done.

Because there were too many pictures to include in the Newsletter, it was suggested that any members who wished to, could send their shop photo to **Tom Howorth**, our Webmaster, who would post them on our **Association** website.

Upcoming Events

The **February 2016** meeting should be an interesting one. **Bill Bond** and **Paul Stoops** are collaborating on a presentation entitled, “**Two Approaches to Dust Collection**”. **Bill** will be sharing information about his newly purchased commercial cyclone system. **Paul** will be discussing the design and performance of his DIY dust collection system using a Thein Baffle.

The **March 2016** meeting will be a **Mega Show ‘N’ Tell**. Save up your projects and bring them along to share. Be sure to bring along a thumb drive with pictures of your build, tooling, jigs, etc.

The **April 2016** meeting will be a fun one, too, entitled, “**Challenged By A 2 x 4!**” This is our annual “**What can you make from a 2 x 4?**” meeting. **This will NOT be a contest** – no rules, no judging, no prizes, no competitions. Just a fun meeting to show off our creativity. Please put on your thinking caps and participate! Bring (one or more) projects made principally from a soft wood construction grade 2 x 4.

Note from the Editor



Wow! Our members sure have a wide variety of shops – from “woodworking corridors” to three car garages! It was really great to see the wide variety of tools and storage ideas, as well as many of the creative ideas that make their shops meet their individual needs and tastes. What a fun meeting with lots of participation. This is what makes the **Association** great! Those of you who weren’t here missed a good one!!

I want to thank **Mark Martinez** for being proactive and suggesting the theme of this meeting and for facilitating the meeting for us. You did a terrific job, **Mark**, to the enjoyment of all present!

Again, I want to apologize to our “mystery” member who displayed his shop photos showing a well executed French Cleat tool mounting system. We are sorry to have missed recording your name so we could give you due credit for a job well done.

In light of our embarrassing faux pas, it would help our Secretary if each of us would give our names when we make contributions to the meetings so that we can be sure that we record the information and the contributor correctly. Thank you for your help.

Happy Woodworking and Work Safely!

Paul

Northwest Woodworkers Association Sponsors

We appreciate the generous support provided by our NWWA sponsors, from providing member discounts on purchased items to providing state of the art venues for us to conduct our monthly meetings. Thank you, Sponsors!

Blackstock Lumber
Seattle, WA 98119
1039 Elliot Ave. W.
10% Contractor Discount

Craftsman Studio
2815 Baker St, STE 205
Everett, WA 98275
10% Discount online with entered code

Crosscut Hardwoods
4100 – 1st Avenue South
Seattle, WA 98134
10% Member Discount

Edensaw Woods
925 East 25th Street
Tacoma, WA 98421-2323

IsGood Woodworks
4660 E. Marginal Way S, Suite 7
Seattle WA 98134
10% Member Discount on Selected Services

Midway Plywood – Lynnwood
14004 Highway 99
Lynnwood, WA 98087
10% Discount with membership card

Rockler Woodworking and Hardware – Northgate
832 NE Northgate Way Seattle, WA 98125
10% Member Discount (except sale items and power tools)

Rockler Woodworking and Hardware – Tukwila
345 Tukwila Parkway
Tukwila, WA 98188
10% Member Discount (except sale items and power tools)

Woodcraft Supply
5963 Corson S.
Seattle, WA 98108
10% Member Discount (except sale items, power tools, workbenches)

Northwest Woodworkers Association Contacts

Membership—Allen McCall
Treasurer—Chris Green
Secretary—Jan Erickson
Raffle— Herb Stoops
Webmaster--- Tom Howorth thoworth@gmail.com
Newsletter Editor--- Paul Stoops pmstoops@comcast.net 253-804-3209
Photographer— Scott Wilson

Steering Committee

Bill Bond williamcbond@comcast.net
Chris Green chrisandrenegreen@gmail.com
Mark Martinez mark76wa@comcast.net
Herb Stoops hcstoops@comcast.net
Paul Stoops pmstoops@comcast.net

We encourage our members to contact any of the above individuals with questions, comments, or items that may be of interest to the membership.

In addition, please visit our website and forum: <http://www.nwwoodworkers.org>

